





District Health Assessment for Multiple District 1 through November 2025

		Clubs							Membership							Member Strength		Cancellation		Reports			Finance	Leadership			
District Name	Status/ Number of Months in Status *	Active Clubs	Clubs in Status Quo	Total Clubs	% Status Quo Clubs in Financial Suspension	New Clubs	Cancelled Clubs	YTD Net Club Gain/Loss	Current Members In Active Clubs	Current Members In Status Quo Clubs	Current Total Members Count	YTD Add	YTD Drop	YTD NetGrowth (includes Active and Status Quo)	YTD NetGrowth% (includes Active and Status Quo)	Member Count 12 Months Ago	Average Member Count Per Club	% of Clubs with less than 20 members	Average Cancelled Club Age	Members Lost Due to Cancelled Clubs	% of Clubs Reporting Service	% No MMR in 3 Months	% No Officer Report in 12 months	% of Clubs with balance 90+ days	Number of Zone Chairs Recorded	Number of Region Chairs Recorded	District Officers Vacancies **
1 A		68	1	69	100%	1	0	1	1812	12	1824	131	110	21	1.16%	1,791	27	49%	0	0	100%	51%	0%	9%	13	6	
1 BK		57	1	58	100%	0	0	0	1774	3	1777	62	34	28	1.60%	1,723	31	40%	0	0	48%	48%	5%	7%	9	0	
1 CN	T(24)	28	0	28	0%	0	0	0	900	0	900	28	42	-14	-1.53%	935	32	21%	0	0	46%	50%	7%	7%	4	0	2nd VDG
1 CS	T(24)	23	0	23	0%	0	0	0	505	0	505	26	19	7	1.41%	501	22	52%	0	0	43%	57%	0%	9%	6	0	2nd VDG
1 D		48	0	48	0%	0	0	0	1421	0	1421	42	55	-13	-0.91%	1,459	30	25%	0	0	42%	50%	6%	19%	8	0	
1 F	T(24)	29	0	29	0%	0	0	0	870	0	870	76	47	29	3.45%	828	30	34%	0	0	93%	28%	3%	10%	9	2	
1 G	T(24)	31	0	31	0%	0	0	0	652	0	652	13	25	-12	-1.81%	668	21	58%	0	0	48%	74%	13%	10%	0	0	2nd VDG
1 H	T(24)	33	3	36	100%	0	0	0	825	38	863	30	29	1	0.12%	878	25	44%	0	0	25%	56%	8%	19%	4	0	1st VDG,GLT
1 J		54	0	54	0%	0	0	0	2123	0	2123	92	54	38	1.82%	2,095	39	24%	0	0	54%	39%	2%	7%	10	0	
1 M	T(24)	45	0	45	0%	0	2	-2	1119	0	1119	25	48	-23	-2.01%	1,174	25	42%	55	26	44%	73%	7%	13%	7	0	
		416	5	421	100%	1	2	-1	12001	53	12054	525	463	62	0.52%	12,052	29	39%	55	26	57%	52%	5%	11%	70	8	




District Health Assessment for Multiple District 11 through November 2025

		Clubs							Membership							Member Strength		Cancellation		Reports			Finance	Leadership			
District Name	Status/ Number of Months in Status *	Active Clubs	Clubs in Status Quo	Total Clubs	% Status Quo Clubs in Financial Suspension	New Clubs	Cancelled Clubs	YTD Net Club Gain/Loss	Current Members In Active Clubs	Current Members In Status Quo Clubs	Current Total Members Count	YTD Add	YTD Drop	YTD NetGrowth (includes Active and Status Quo)	YTD NetGrowth% (includes Active and Status Quo)	Member Count 12 Months Ago	Average Member Count Per Club	% of Clubs with less than 20 members	Average Cancelled Club Age	Members Lost Due to Cancelled Clubs	% of Clubs Reporting Service	% No MMR in 3 Months	% No Officer Report in 12 months	% of Clubs with balance 90+ days	Number of Zone Chairs Recorded	Number of Region Chairs Recorded	District Officers Vacancies **
11 A1	T(24)	28	2	30	100%	0	0	0	610	11	621	20	13	7	1.14%	666	22	57%	0	0	47%	70%	3%	20%	7	1	
11 A2	T(24)	28	0	28	0%	0	0	0	1123	0	1123	57	26	31	2.84%	1,187	40	29%	0	0	54%	43%	18%	4%	0	0	
11 B1	T(24)	39	1	40	100%	0	0	0	851	7	858	29	29	0	0.00%	870	22	50%	0	0	53%	58%	10%	3%	3	0	
11 B2	T(24)	27	4	31	100%	0	0	0	692	64	756	34	52	-18	-2.33%	796	26	55%	0	0	81%	39%	13%	26%	6	0	
11 C1	T(24)	25	0	25	0%	0	0	0	710	0	710	20	18	2	0.28%	725	28	52%	0	0	100%	40%	8%	0%	3	0	2nd VDG
11 C2	T(24)	30	0	30	0%	0	1	-1	658	0	658	28	31	-3	-0.45%	680	22	50%	75	1	80%	50%	0%	3%	6	0	
11 D1	T(24)	33	0	33	0%	0	1	-1	871	0	871	30	19	11	1.28%	935	26	55%	10	5	39%	73%	0%	12%	2	0	
11 D2	T(24)	39	4	43	100%	0	2	-2	1106	59	1165	75	51	24	2.10%	1,206	28	42%	72	1	100%	53%	0%	12%	6	0	
11 E1	T(24)	35	0	35	0%	0	0	0	877	0	877	62	33	29	3.42%	881	25	49%	0	0	71%	49%	0%	20%	6	0	1st VDG,2nd VDG
11 E2	T(24)	25	0	25	0%	0	0	0	646	0	646	41	26	15	2.38%	670	26	52%	0	0	76%	60%	0%	4%	4	0	1st VDG
		309	11	320	100%	0	4	-4	8144	141	8285	396	298	98	1.20%	8,616	27	49%	57	7	70%	54%	5%	11%	43	1	




District Health Assessment for Multiple District 25 through November 2025

		Clubs							Membership							Member Strength		Cancellation		Reports			Finance	Leadership			
District Name	Status/ Number of Months in Status *	Active Clubs	Clubs in Status Quo	Total Clubs	% Status Quo Clubs in Financial Suspension	New Clubs	Cancelled Clubs	YTD Net Club Gain/Loss	Current Members In Active Clubs	Current Members In Status Quo Clubs	Current Total Members Count	YTD Add	YTD Drop	YTD NetGrowth (includes Active and Status Quo)	YTD NetGrowth% (includes Active and Status Quo)	Member Count 12 Months Ago	Average Member Count Per Club	% of Clubs with less than 20 members	Average Cancelled Club Age	Members Lost Due to Cancelled Clubs	% of Clubs Reporting Service	% No MMR in 3 Months	% No Officer Report in 12 months	% of Clubs with balance 90+ days	Number of Zone Chairs Recorded	Number of Region Chairs Recorded	District Officers Vacancies **
25 A	T(24)	45	1	46	100%	0	0	0	1057	5	1062	36	63	-27	-2.48%	1,097	23	48%	0	0	59%	54%	0%	11%	7	0	GMT
25 B	T(24)	44	0	44	0%	0	0	0	910	0	910	33	43	-10	-1.09%	958	21	50%	0	0	61%	48%	5%	14%	7	0	2nd VDG
25 C		48	1	49	100%	0	0	0	1262	6	1268	42	19	23	1.85%	1,295	26	61%	0	0	63%	61%	10%	10%	5	0	2nd VDG
25 D	T(24)	32	2	34	100%	0	0	0	1130	27	1157	51	45	6	0.52%	1,146	35	38%	0	0	94%	44%	3%	18%	6	0	
25 E	T(24)	47	0	47	0%	0	0	0	1089	0	1089	27	27	0	0.00%	1,105	23	53%	0	0	85%	57%	0%	6%	11	0	
25 F	T(16)	51	0	51	0%	0	0	0	1206	0	1206	47	38	9	0.75%	1,224	24	45%	0	0	67%	57%	0%	12%	8	0	
25 G	T(24)	44	0	44	0%	0	0	0	1148	0	1148	60	29	31	2.78%	1,145	26	39%	0	0	70%	57%	0%	9%	7	0	2nd VDG
		311	4	315	100%	0	0	0	7802	38	7840	296	264	32	0.41%	7,970	25	48%	0	0	70%	55%	3%	11%	51	0	




District Health Assessment for Multiple District 43 through November 2025

 Status/ District Number Name of Months in Status *		Clubs							Membership							Member Strength		Cancellation		Reports			Finance	Leadership			
		Active Clubs	Clubs in Status Quo	Total Clubs	% Status Quo Clubs in Financial Suspension	New Clubs	Cancelled Clubs	YTD Net Club Gain/Loss	Current Members In Active Clubs	Current Members In Status Quo Clubs	Current Total Members Count	YTD Add	YTD Drop	YTD NetGrowth (includes Active and Status Quo)	YTD NetGrowth% (includes Active and Status Quo)	Member Count 12 Months Ago	Average Member Count Per Club	% of Clubs with less than 20 members	Average Cancelled Club Age	Members Lost Due to Cancelled Clubs	% of Clubs Reporting Service	% No MMR in 3 Months	% No Officer Report in 12 months	% of Clubs with balance 90+ days	Number of Zone Chairs Recorded	Number of Region Chairs Recorded	District Officers Vacancies **
43 K		71	1	72	100%	1	1	0	2036	7	2043	111	121	-10	-0.49%	2,038	29	36%	12	0	51%	58%	0%	14%	13	4	
43 Y		70	2	72	100%	1	1	0	1676	21	1697	117	59	58	3.54%	1,622	24	50%	14	0	32%	58%	0%	17%	10	3	
		141	3	144	100%	2	2	0	3712	28	3740	228	180	48	1.30%	3,660	27	43%	13	0	42%	58%	0%	15%	23	7	



District Health Assessment for District 10 through November 2025

		Clubs							Membership							Member Strength		Cancellation		Reports			Finance	Leadership			
District Name	Status/ Number of Months in Status *	Active Clubs	Clubs in Status Quo	Total Clubs	% Status Quo Clubs in Financial Suspension	New Clubs	Cancelled Clubs	YTD Net Club Gain/Loss	Current Members In Active Clubs	Current Members In Status Quo Clubs	Current Total Members Count	YTD Add	YTD Drop	YTD NetGrowth (includes Active and Status Quo)	YTD NetGrowth% (includes Active and Status Quo)	Member Count 12 Months Ago	Average Member Count Per Club	% of Clubs with less than 20 members	Average Cancelled Club Age	Members Lost Due to Cancelled Clubs	% of Clubs Reporting Service	% No MMR in 3 Months	% No Officer Report in 12 months	% of Clubs with balance 90+ days	Number of Zone Chairs Recorded	Number of Region Chairs Recorded	District Officers Vacancies **
10		46	1	47	100%	0	1	-1	1318	9	1327	51	46	5	0.38%	1,328	29	30%	100	12	100%	49%	15%	17%	0	0	
		46	1	47	100%	0	1	-1	1318	9	1327	51	46	5	0.38%	1,328	29	30%	100	12	100%	49%	15%	17%	0	0	

\* - District Status: P - Provisional, T - Transitional.  
\*\* - District Officers Vacancies: DG - District Governor, 1st VDG - First Vice District Governor, 2nd VDG - Second Vice District Governor.